

Enfield Town Scheme Technical Summary

October 2020

London
57 Webber Street
London. SE1 0RF

london@nrpltd.com
+44 (0)207 654 7280

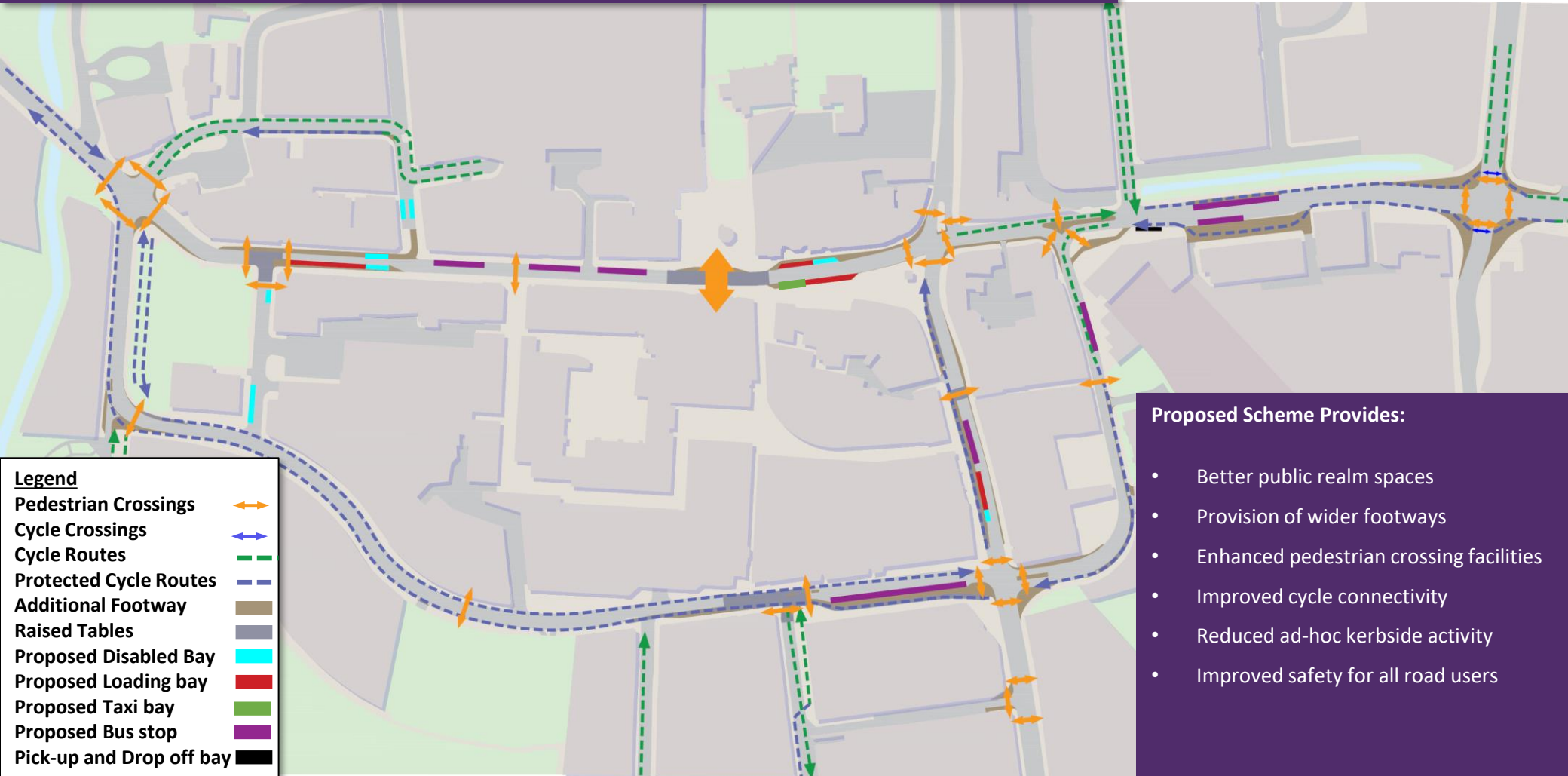
Bristol
NRP, 4 Colston Avenue,
Bristol, BS1 4ST

bristol@nrpltd.com
+44 (0)117 387 8910

www.nrpltd.com

CIHT
Corporate Partner

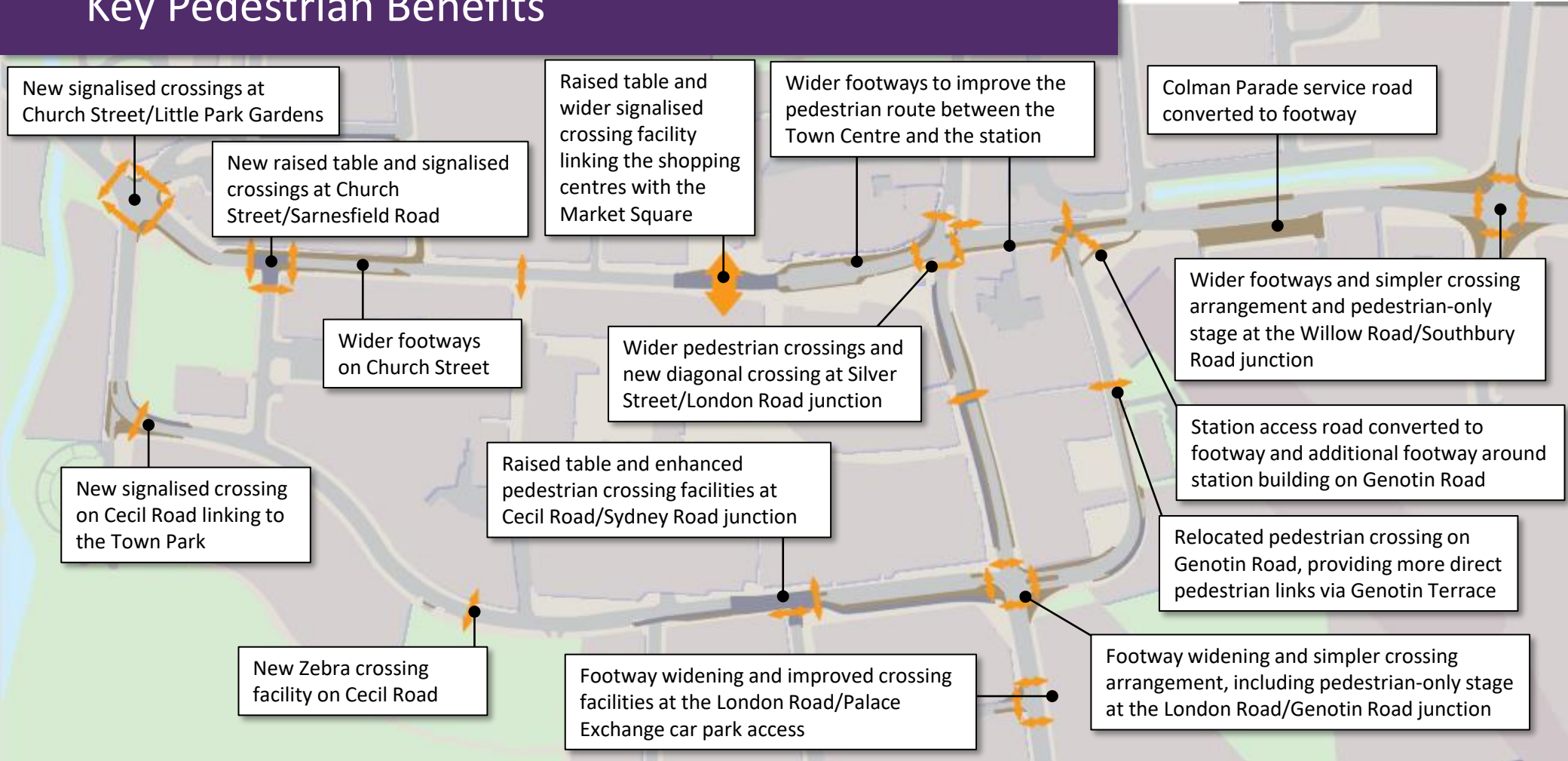
Summary of Proposals



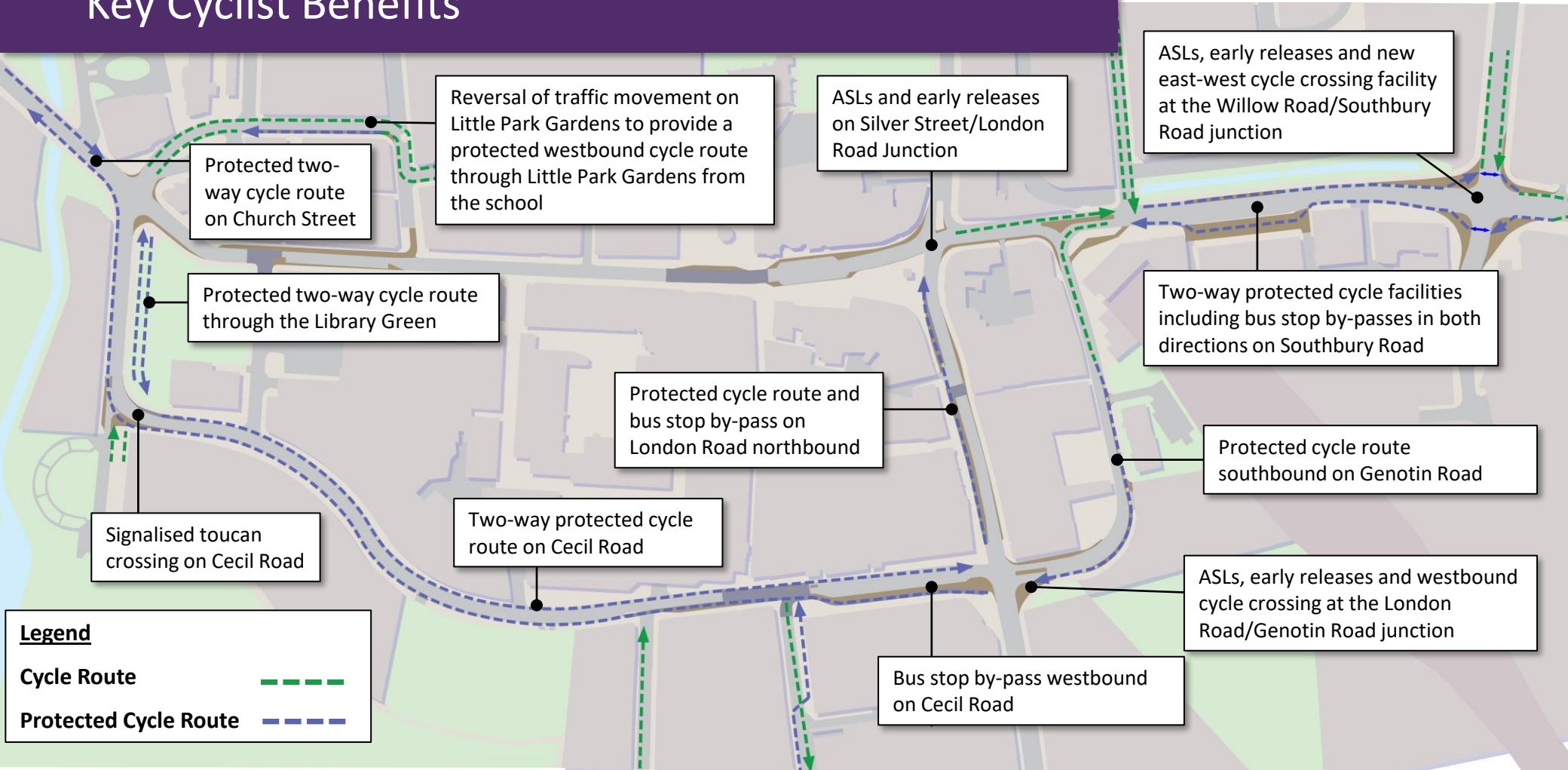
Proposed Scheme Provides:

- Better public realm spaces
- Provision of wider footways
- Enhanced pedestrian crossing facilities
- Improved cycle connectivity
- Reduced ad-hoc kerbside activity
- Improved safety for all road users

Key Pedestrian Benefits

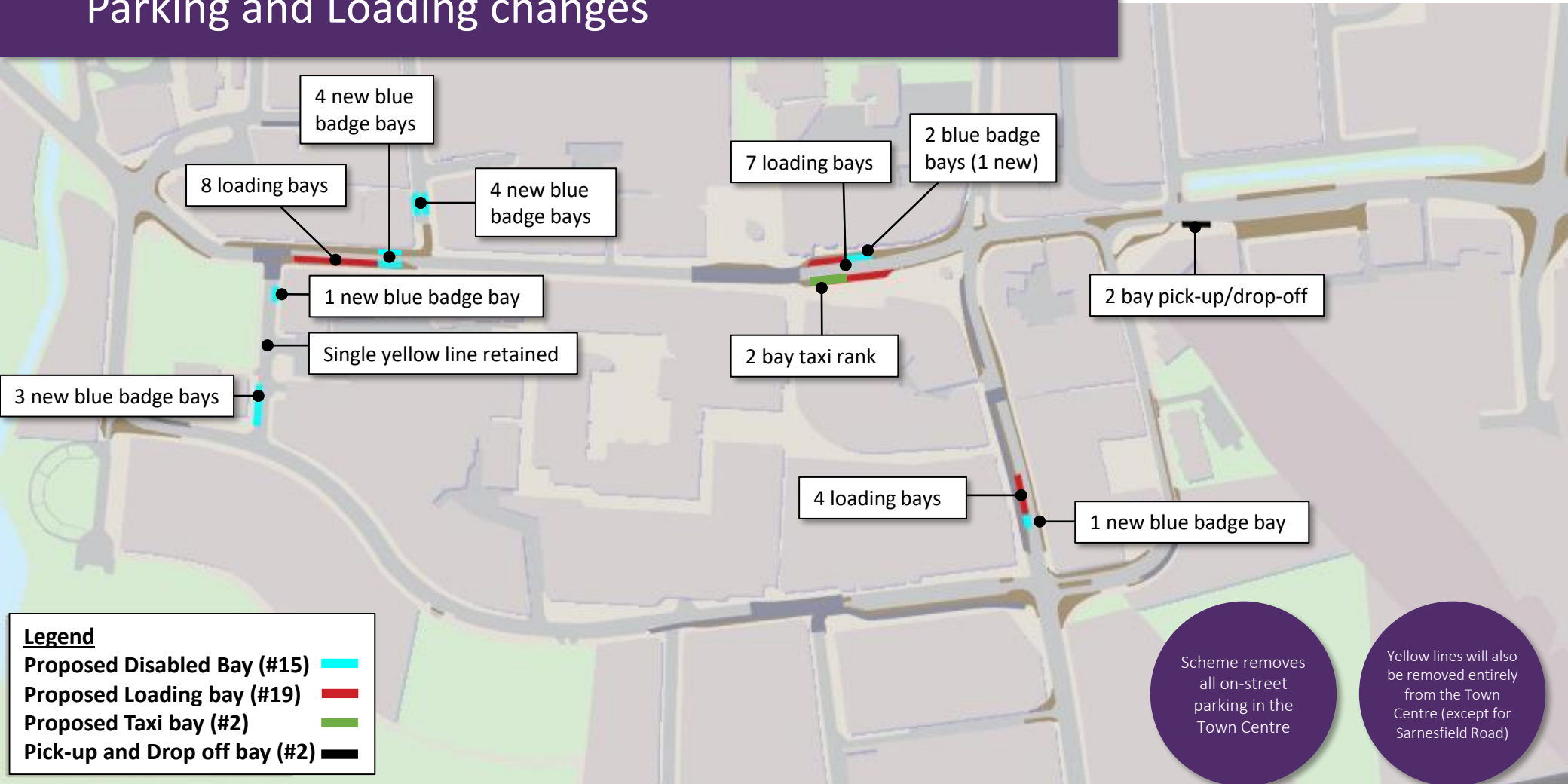


Key Cyclist Benefits



ASL – Advanced Stop Line

Parking and Loading changes



Journey Time Results

- The journey time results presented on the following slide assume a 10-15% reduction in motor traffic compared to 2019 traffic levels during the peak hours.
- It is anticipated that this traffic reduction will be generated as a result on the following, that has been seen on similar schemes of this nature across London:
 - People will choose to travel at different times of the day
 - People will link their trips rather than going to the shops and back, or work and back. They will combine trips reducing the overall number of vehicles on the road
 - People will choose to travel by different mode – bus, walk, cycle
 - People on longer trips will choose other strategic routes such as the A10 or the A406.
 - In the short term, some reassignment is expected onto local roads but this will be monitored and mitigation put in place to minimise the impact, or prevent additional traffic on residential roads.

Journey Time Impacts

Results subject to
TfL audit and
approval

Summary of General Traffic Journey Time Impacts

Journey Time Route	AM Peak	PM Peak
Northbound <i>(London Road to Silver Street)</i>	+ 0-1 min	+ 0-1 min
Eastbound <i>(Windmill Hill to Southbury Road)</i>	+ 0-1 min	+ 0-1 min
Southbound <i>(Silver Street to London Road)</i>	+ 0-1 min	+ 0-1 min
Westbound <i>(Southbury Road to Windmill Hill)</i>	+ 2-3 min	+ 0-1 min

Summary of Bus Traffic Journey Time Impacts

Bus Route	Direction	AM Peak	PM Peak
W8	Northbound	+ 0-1 min	- 0-1 min
	Southbound	+ 0-1 min	+ 2-3 min
121	Eastbound	+ 0-1 min	- 0-1 min
	Westbound	+ 0-1 min	+ 0-1 min
191	Eastbound	+ 0-1 min	+ 1-2 min
	Westbound	+ 1-2 min	+ 0-1 min
192	Eastbound	- 0-1 min	- 0-1 min
	Westbound	+ 1-2 min	+ 1-2 min
231	Eastbound	+ 0-1 min	+ 0-1 min
	Westbound	+ 1-2 min	+ 1-2 min
307	Eastbound	+ 0-1 min	+ 1-2 min
	Westbound	+ 0-1 min	- 0-1 min
313	Eastbound	+ 0-1 min	- 0-1 min
	Westbound	+ 1-2 min	- 0-1 min
317	Eastbound	- 0-1 min	+ 1-2 min
	Westbound	+ 0-1 min	+ 0-1 min
329	Northbound	+ 0-1 min	+ 0-1 min
	Southbound	+ 1-2 min	+ 0-1 min
377	Northbound	+ 1-2 min	+ 0-1 min
	Southbound	+ 0-1 min	+ 1-2 min